

Primary 1,2-diamine catalysis III: an unexpected domino reaction for the synthesis of multisubstituted cyclohexa-1,3-dienamines†

Junfeng Wang, Qin Li, Chao Qi, Yi Liu, Zemei Ge* and Runtao Li*

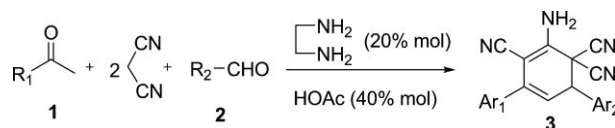
Received 6th May 2010, Accepted 18th July 2010

DOI: 10.1039/c0ob00089b

The first organocatalyzed multicomponent domino reactions of aryl ketones, aldehydes and malononitrile were carried out successfully to afford multisubstituted cyclohexa-1,3-dienamines in satisfactory yields.

Creation of highly functionalized and diversified molecules¹ from simple starting materials while combining economic² and environmental aspects³ is highly desirable in modern organic chemistry and still remains a great challenge.⁴ From this perspective, organocatalyzed multicomponent reactions (MCRs) involving domino processes must be competent to come close to reaching this ideal goal. MCRs⁵ meet the economic desires, for they can avoid time-consuming and costly processes for purification of various precursors and tedious steps of protection and deprotection of functional groups.⁶ And organocatalyzed reactions are always environmentally friendly processes with the benefits of easy operation, ready availability, and low toxicity of catalysts.⁷ Hence, domino reactions catalyzed by organocatalysts have emerged as a powerful tool in organic synthesis during the past few years.⁸ Herein, we wish to report the first primary 1,2-diamine catalyzed three component domino reactions of aryl ketones, aldehydes and malononitrile for the construction of multifunctional useful molecules cyclohexa-1,3-dienamines **3** (Scheme 1).

Our original aim was to explore whether the chiral 1,2-diaminocyclohexane-hexanedioic acid system could catalyze the asymmetric Michael addition reactions of aryl ketones with alkylidenemalonitrile **5**, which has been reported by Chen's group using a chiral primary amine 9-amino-9-deoxyepicinchonine as catalyst in middle yields (48–85%) and enantioselectivities (71–



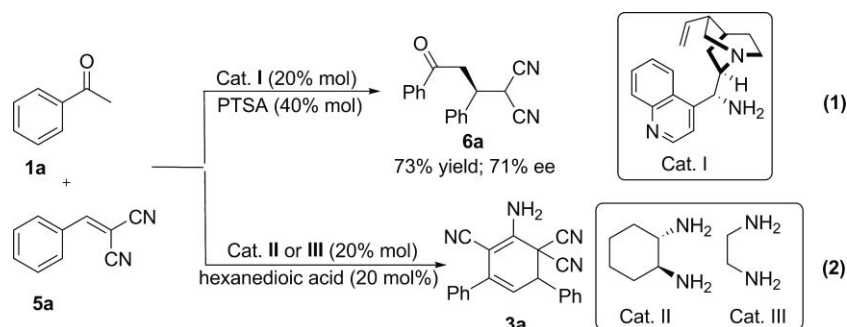
Scheme 1 Multicomponent reactions of aryl ketones.

81%) (Scheme 2, 1),⁹ because we have used this catalytic system successfully in the asymmetric Michael addition reactions of chalcones with cyclopentanone^{10a} and 2(5*H*)-furanones,^{10b} respectively. However, it was surprising to find that under the chiral 1,2-diaminocyclohexane-hexanedioic acid catalyst, the reaction of acetophenone **1a** with alkylidenemalonitrile **5a** did not produce the expected asymmetric Michael addition product **6a**. On the contrary, a racemic cyclohexa-1,3-dienamine **3a** was obtained as the main product. Meanwhile, using ethanediamin-acetic acid as the catalyst also led to the same result (see ESI†).

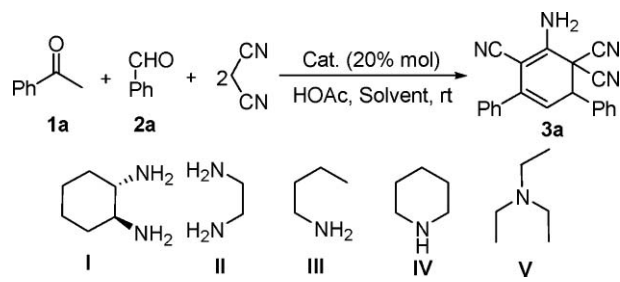
Compounds **3** belong to typical acceptor–donor–accept systems, which are the basis for artificial photosynthetic systems, materials presenting semiconducting or nonlinear optical properties and molecular electronic devices.¹¹ Both **3** and their aromatization products **4** are useful intermediates for building blocks for cyclophanes to create a large molecular cavity and host–guest complex.¹² In addition, their biaryl unit is represented in several types of compounds of current interest including natural products, polymers, advanced materials, liquid crystals, ligands and molecules of medicinal interest.^{12,13} Therefore, numerous reports have described their synthesis.^{11–14} However, most methods involved cumbersome procedures, costly reagents and low yields,¹² such as preformation of the precursors arylidenemalonoditriles **5** is always necessary. The reaction between malononitrile and α,β -unsaturated ketones could also give compounds **4**, however the yields were very poor.^{12,14c,15} Furthermore, compounds **3** are prone to aromatization by the elimination of hydrogen cyanide affording compounds **4**. In some instances the driving force of aromatization is so enhanced that the intermediate diaryl cyclohexadiene derivatives **3** cannot be isolated and the reaction affords only

State Key Laboratory of Natural and Biomimetic Drugs, School of Pharmaceutical Sciences, Peking University, 38 Xueyuan Road, Beijing, 100191, P. R. China. E-mail: Lirt@mail.bjmu.edu.cn, Zmge@bjmu.edu.cn; Fax: +86-10-82716956; Tel: +86-10-82801504

† Electronic supplementary information (ESI) available: Experimental section. See DOI: 10.1039/c0ob00089b



Scheme 2 Reactions of acetophenone **1a** with alkylidenemalonitrile **5a**.

Table 1 Catalyst and solvent screening for the domino reactions


Entry	Cat.	Solvent	Time/h	3a Yield (%) ^d
1	— ^a	MeOH	72	trace
2 ^b	II	MeOH	15	90
3 ^c	III	MeOH	15	complex
4 ^c	IV	MeOH	15	complex
5 ^c	V	MeOH	15	complex
6 ^b	II	CHCl ₃	36	trace
7 ^b	II	THF	36	complex
8 ^b	II	DMSO	36	trace
9 ^b	II	H ₂ O	36	— ^e

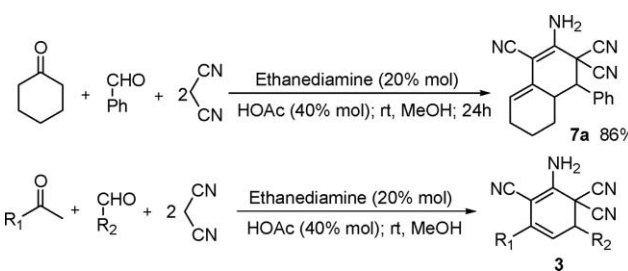
^a No catalyst used; ^b The loading of HOAc is 40 mol%; ^c The loading of HOAc is 20 mol%; ^d Isolated yields of the corresponding product; ^e No product **3a** observed.

4.^{14c} Just recently, Yan *et al.* reported a multicomponent domino reaction of malononitrile, benzaldehyde and ethyl α -bromoacetate (or chloroacetonitrile) in refluxing acetonitrile, affording 2,6-dicyanoanilines **4** in 31–53% yields.¹⁶ However, only very few domino reactions are known for the synthesis of compounds **3** from alkyl ketones with moderate yields,¹⁷ and unfortunately, aryl ketones employed in these one-pot multicomponent reactions are unprecedented.

Inspired by the unexpected formation of **3a** and Yan's multicomponent domino reaction,¹⁶ we reasoned that the synthesis of multisubstituted cyclohexa-1,3-dienamines **3** would be achieved through organocatalyzed multicomponent reactions of aryl ketones, aldehydes and malononitrile.

Therefore, the reaction of acetophenone **1a** with benzaldehyde **2a** and malononitrile was selected as the model reaction to examine various amine-acid catalysts and solvents. As listed in Table 1, except ethanediamine, all the other simple primary amine, secondary amine and tertiary amine catalysts gave unsatisfactory results, affording a complex mixture of at least four products (Table 1, entries 2–4). The screening of different solvents was also carried out using 20 mol% of ethanediamine and 40 mol% of acetic acid as catalyst at room temperature (Table 1, entries 1 and 5–8). Among the screened solvents, only the protic polar solvent MeOH gave the valuable result (Table 1, entry 1).

Subsequently, the substrate scope of aryl ketones and aldehydes was studied under the optimized reaction conditions (20 mol% of ethanediamine and 40 mol% of HOAc as the catalyst, methanol as solvent and the reactions were carried out at room temperature). Much to our delight, all the reactions were carried out smoothly in excellent yields (Table 2). The properties and position of the substituents on the aromatic ring for aryl ketones and aromatic aldehydes do not have obvious influence on the reaction rate and yields (Table 2, entries 2–4, 6–16). Meanwhile, alkyl aldehyde was also investigated giving the corresponding cyclohexa-1,3-

Table 2 Three component domino reactions of aryl ketones, aldehydes and malononitrile


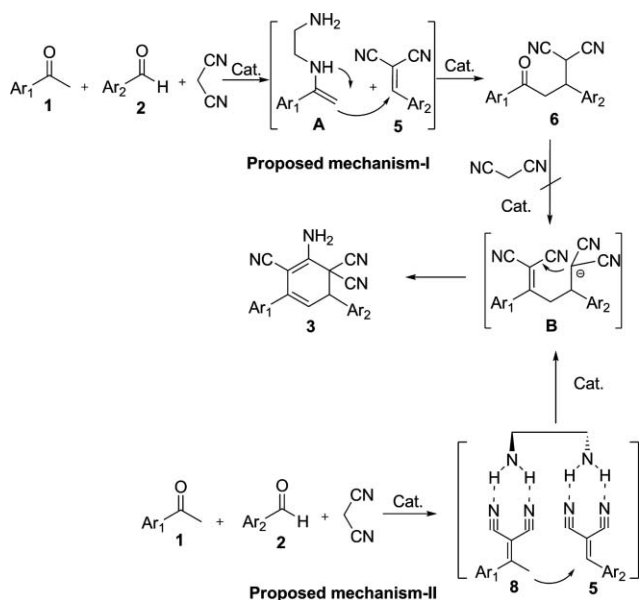
Entry ^a	R ₁	R ₂	Time/h	Yield (%) ^b
1	Ph	Ph	15	3a , 90
2	Ph	2-ClPh	12	3b , 92
3	Ph	3-ClPh	12	3c , 95
4	Ph	4-MePh	10	3d , 89
5	Ph	Me(CH ₂) ₆	10	3e , 91
6	4-MePh	Ph	15	3f , 88
7	4-MePh	2-ClPh	18	3g , 86
8	4-MePh	3-ClPh	18	3h , 90
9	4-MePh	3-BrPh	14	3i , 96
10	3-ClPh	4-ClPh	13	3j , 93
11	3-ClPh	4-MePh	12	3k , 93
12	4-FPh	Ph	18	3l , 91
13	4-FPh	3-FPh	12	3m , 89
14	3,4-diClPh	Ph	12	3n , 95
15	3,4-diClPh	3-ClPh	12	3o , 95
16	3,4-diMeOPh	Ph	32	3p , 86

^a All the reactions were conducted at room temperature; ^b Isolated yields of the corresponding products.

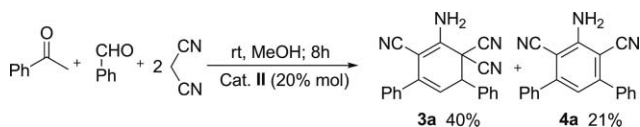
dienamine derivatives in satisfactory yield (Table 2, entry 5). What is more exciting is that the pure products could be obtained by simple filtration and/or recrystallization after reaction (except **3e**, which is obtained as a colorless oil).

Two possible pathways (**I** and **II**) based on enamine and hydrogen bonding activation of substrates were proposed for the formation of compounds **3** as shown in Scheme 3. Inspired by Chen's work,⁹ aryl ketone donors were proposed to be activated through enamine intermediate **A**, which then reacted with alkylidenemalonitrile **5** to form product **6**. Then under the catalytic system, **6** reacted with malononitrile to form the key intermediate **B**, which then transformed easily to **3** (mechanism-I). However, the proposed mechanism-I did not seem to make sense, for compound **6a** was not observed in this process monitored by TLC and the reaction of **6a** and malononitrile could not be facilitated under the catalytic system (Scheme 3). Excluding the enamine activation of substrates, the hydrogen bonding between primary amine¹⁸ and cyano group might be a reasonable explanation (mechanism-II). For only the primary diamine catalyst could catalyze the reaction effectively, therefore, we proposed that both substrates **5** and **8** were linked together through hydrogen binding by the 1,2-diamine catalyst. Moreover, using the mechanism-II, we could also understand why the racemic product **3a** was obtained under the chiral 1,2-diaminocyclohexane-hexanedioic acid catalyst, because the long distance between the reacting centers and the chiral centers makes the steric effect unimportant.

In order to explore the action of acid additive, the domino reaction of **1a**, **2a** and malononitrile was carried out, using only 20 mol% ethanediamine as the catalyst (Scheme 4). Without



Scheme 3 Proposed mechanisms for the domino reaction.



acid additive, though the reaction still proceeded smoothly, the aromatization product **4a** appeared in 21% yield accompanied by an unidentified by-product after 8 h. Obviously, the acid additive HOAc in the reaction functioned to inhibit the elimination of HCN efficiently (the aromatization process).

In conclusion, primary 1,2-diamine was proven to be efficient in activating ketone substrates once more. The first organocatalyzed multicomponent domino reactions of aryl ketones, aldehydes and malononitrile were conducted to form multi-substituted cyclohexa-1,3-dienamines **3** in satisfactory results. The possible mechanisms were proposed.

This research was supported by the funds of National Natural Science Foundation of China (No. 20972005), and National Key Technology R&D Program; Contract grant number: 2007BAI34B00).

Notes and references

- S. L. Schreiber, *Science*, 2000, **287**, 1964.
- Step-economy and atom-economy, see: (a) P. A. Wender, F. C. Bi, G. G. Gamber, F. Gosselin, R. D. Hubbard, M. J. C. Scanio, R. Sun, T. J. Williams and L. Zhang, *Pure Appl. Chem.*, 2002, **74**, 25; (b) P. A. Wender, J. L. Baryza, S. E. Brenner, M. O. Clarke, G. G. Gamber, J. C. Horan, T. C. Jessop, C. Kan, K. Pattabiraman and T. J. Williams, *Pure Appl. Chem.*, 2003, **75**, 143; (c) P. A. Wender, G. G. Gamber, R. D. Hubbard, S. M. Pham and L. Zhang, *J. Am. Chem. Soc.*, 2005, **127**, 2836; (d) B. M. Trost, *Science*, 1991, **254**, 1471; (e) B. M. Trost, *Angew. Chem., Int. Ed. Engl.*, 1995, **34**, 258; (f) B. M. Trost, *Acc. Chem. Res.*, 2002, **35**, 695.

- For a special issue on environmental chemistry, see: *Chem. Rev.*, 1995, **95**, 3.
- F. Liéby-Muller, T. Constantieux and J. Rodriguez, *J. Am. Chem. Soc.*, 2005, **127**, 17176.
- (a) D. Enders, M. R. M. Hüttl, C. Grondal and G. Raabe, *Nature*, 2006, **441**, 861; (b) L. F. Tietze, *Chem. Rev.*, 1996, **96**, 115; (c) G. Li, H.-X. Wei, S.-H.; Kim and M. D. Carducci, *Angew. Chem., Int. Ed.*, 2001, **40**, 4277.
- (a) B. Jiang, S. J. Tu, P. Kaur, W. Wever and G. G. Li, *J. Am. Chem. Soc.*, 2009, **131**, 11660; (b) B. Jiang, C. Li, F. Shi, S. J. Tu, P. Kaur, W. Wever and G. G. Li, *J. Org. Chem.*, 2010, **75**, 2962; (c) A. S. Ivanov, *Chem. Soc. Rev.*, 2008, **37**, 789; (d) A. Padwa, *Chem. Soc. Rev.*, 2009, **38**, 3072; (e) A. Padwa and S. K. Bur, *Tetrahedron*, 2007, **63**, 5341.
- (a), *Enantioselective Organocatalysis: Reactions and Experimental Procedures*, ed. P. I. Dalko, Wiley-VCH, Weinheim, 2007; (b) A. Berkessel, H. Gröger, *Asymmetric Organocatalysis*, Wiley-VCH, Weinheim, 2005; (c) J. Seayad and B. List, *Org. Biomol. Chem.*, 2005, **3**, 719; (d) M. J. Gaunt, C. C. C. Johansson, A. McNally and N. T. Vo, *Drug Discovery Today*, 2007, **12**, 8; (e) B. List, *Chem. Commun.*, 2006, 819; (f) B. Tan, Z. G. Shi, P. J. Chua and G. F. Zhong, *Org. Lett.*, 2008, **10**, 3425.
- (a) H. C. Guo and J. A. Ma, *Angew. Chem., Int. Ed.*, 2006, **45**, 354; (b) L. F. Tietze and U. Beifuss, *Angew. Chem., Int. Ed. Engl.*, 1993, **32**, 131; (c) L. F. Tietze, *Chem. Rev.*, 1996, **96**, 115; (d) D. Enders, C. Grondal and M. R. M. Hüttl, *Angew. Chem., Int. Ed.*, 2007, **46**, 1570.
- L. Yue, W. Du, Y. K. Liu and Y. C. Chen, *Tetrahedron Lett.*, 2008, **49**, 3881.
- (a) J. F. Wang, X. Wang, Z. M. Ge, T. M. Cheng and R. T. Li, *Chem. Commun.*, 2010, **46**, 1751; (b) J. F. Wang, C. Qi, Z. M. Ge, T. M. Cheng and R. T. Li, *Chem. Commun.*, 2010, **46**, 2124.
- (a) X. S. Wang, M. M. Wang, Q. Li, C. S. Yao and S. J. Tu, *Tetrahedron*, 2007, **63**, 5265; (b) F. Dumur, N. Gautier, N. Gallego-Planas, Y. Sahin, E. Levillain, N. Mercier and P. Hudhomme, *J. Org. Chem.*, 2004, **69**, 2164; (c) Y. Xiao and X. H. Qian, *Tetrahedron Lett.*, 2003, **44**, 2087; (d) N. J. Long, *Angew. Chem., Int. Ed. Engl.*, 1995, **34**, 21; (e) H. Kurreck and M. Huber, *Angew. Chem., Int. Ed. Engl.*, 1995, **34**, 849.
- V. Raghukumar, P. Murugan and V. T. Ramakrishnan, *Synth. Commun.*, 2001, **31**, 3497.
- (a) A. Goel and F. V. Singh, *Tetrahedron Lett.*, 2005, **46**, 5585; (b) N. G. Andersen, S. P. Maddaford and B. A. Keay, *J. Org. Chem.*, 1996, **61**, 9556; (c) R. Noyori, *Chem. Soc. Rev.*, 1989, **18**, 187; (d) K. Yamamura, S. Ono, H. Ogoshi, H. Y. Masuda and Y. Kuroda, *Synlett*, 1989, 18; (e) K. Yamamura, S. Ono and I. Tabushi, *Tetrahedron Lett.*, 1988, **29**, 1797.
- (a) F. V. Singh, A. Parihar, S. Chaurasia, A. B. Singh, S. P. Singh, A. K. Tamrakar, A. K. Srivastava and A. Goel, *Bioorg. Med. Chem. Lett.*, 2009, **19**, 2158; (b) L. Rong, H. X. Han, H. Jiang and S. J. Tu, *Synth. Commun.*, 2008, **38**, 3530; (c) Z. R. Yu and D. Velasco, *Tetrahedron Lett.*, 1999, **40**, 3229; (d) C. N. O'Callaghan and T. B. H. Mamurry, *J. Chem. Res., Synop.*, 1999, (8), 458; (e) P. Milart, J. Wilamowski and J. J. Sepiol, *Tetrahedron*, 1998, **54**, 15643; (f) J. Sepiol and P. Milart, *Tetrahedron*, 1985, **41**, 5261; (g) J. Mirek, M. Adamczyk and M. Mokrosz, *Synthesis*, 1980, 296; (h) M. Adamczyk, J. Mirek and M. Mokrosz, *Synthesis*, 1980, 916.
- (a) E. Veverkova, M. Noskova and S. Toma, *Synth. Commun.*, 2002, **32**, 2903; (b) P. J. Victory, J. I. Borrell and A. Vidal-Ferran, *Heterocycles*, 1993, **36**, 769; (c) P. J. Victory, J. I. Borrell, A. Vidal-Ferran, E. Montenegro and M. L. Jimeno, *Heterocycles*, 1993, **36**, 2273; (d) P. Victory, J. I. Borrell, A. Vidal-Ferran, C. Seoane and J. L. Soto, *Tetrahedron Lett.*, 1991, **32**, 5375.
- (a) C. G. Yan, Q. F. Wang, X. K. Song and J. Sun, *J. Org. Chem.*, 2009, **74**, 710; (b) C. G. Yan, X. K. Song, Q. F. Wang and J. Sun, *Chem. Commun.*, 2008, 1440.
- J. Mirek and P. Milart, *Z. Naturforsch., B: Anorg. Chem., Org. Chem.*, 1986, **41B**(11), 1471.
- Y. D. Ju, L. W. Xu, L. Li, G. Q. Lai, H. Y. Qiu, J. X. Jiang and Y. X. Liu, *Tetrahedron Lett.*, 2008, **49**, 6773.